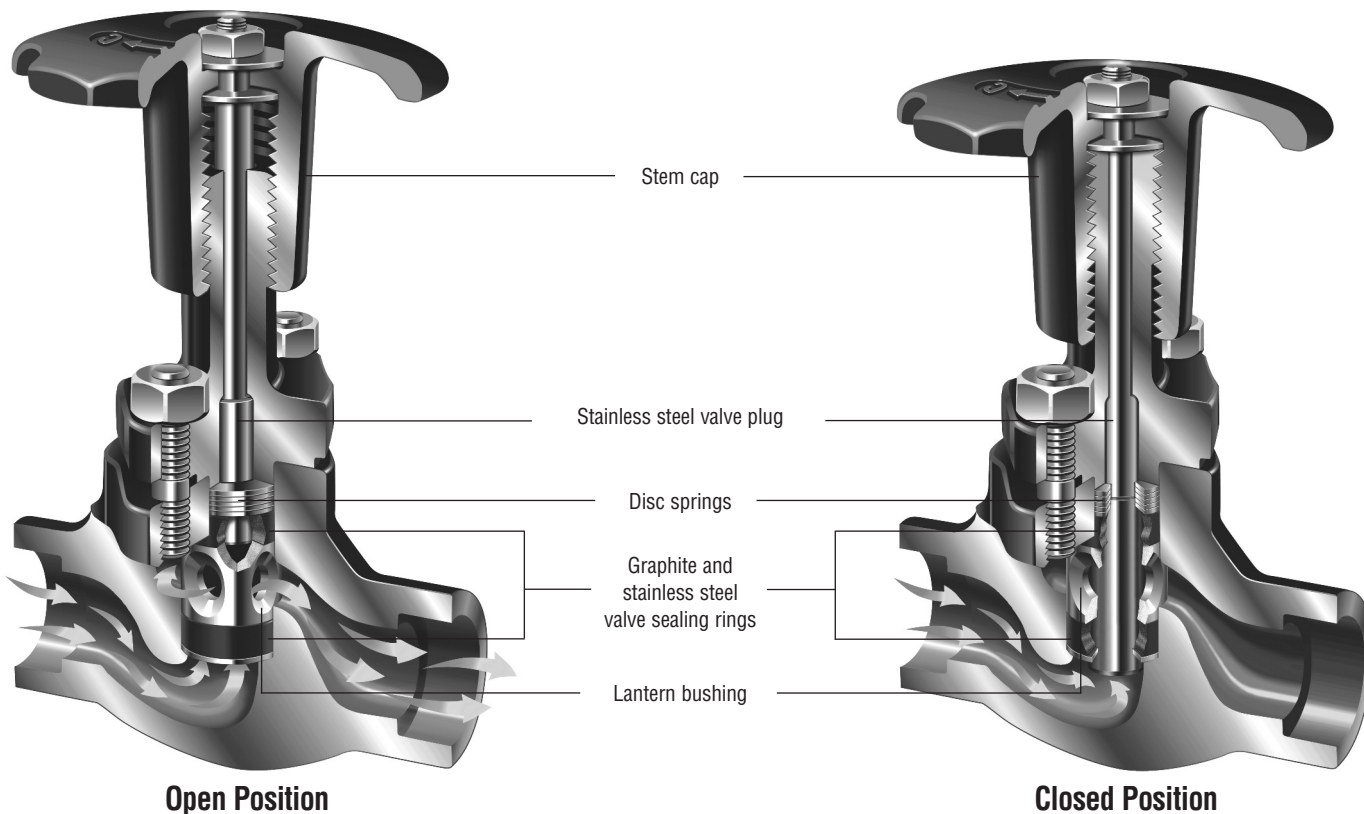




# Armstrong® TVS 4000 Series Stainless Steel Trap Valve Station

## The Piston Valve

Armstrong Steam Distribution Manifolds (MSD/SMSD) and TVS 4000 Trap Valve Stations incorporate advanced piston sealing technology for safer, longer lasting steam isolation service.



**Open Position**

**Closed Position**


- **Dual sealing action.** The piston valve is a seatless valve that includes two graphite and stainless steel valve sealing rings that seal the stem and function as a seat. This combination provides long-term protection against leaks to the atmosphere and downstream piping.
- **Self-cleaning action.** Stainless steel piston slides without rotating between the two valve sealing rings, preventing dirt from damaging the surfaces.
- **Sealing integrity.** Flexible disc springs automatically provide leak tightness by exerting pressure, which keeps the upper and lower valve sealing rings compressed at all times. Sealing tightness is ensured by the compression of the sealing rings against the piston

and valve body. This combination of disc springs and dual valve seal rings protects against expansion and contraction due to heating and cooling. This ensures dependable operation, even after years of service.

- **Protected valve stem.** The valve stem and sealing surfaces are completely protected from dirt and corrosion by the stem cap, whether in an open or closed position.
- **In-line repairability.** All sealing valve components may be easily replaced in-line.
- **Long-term operation.** Piston valve design ensures actuation even after many years without operation.

U.S. Patent 6,467,503

# TVS 4000 Series Stainless Steel Trap Valve Station



## Description

Same principle. Different package with two piston-style isolation valves, test valve and integral stainless steel strainer with blowdown valve. What you'll find new are all the benefits of a piston valve integrated into the same space-saving package.

## Maximum Operating Conditions

Maximum allowable pressure:  
650 psig @ 600°F (45 bar @ 315°C)

## Materials—TVS 4000 Connector

Connector:	ASTM A351 Gr. CF8M
Strainer screen:	Stainless steel
Test valve:	Stainless steel
Blowdown valve:	Stainless steel

## Isolation Valve Components

All wetted parts:	Stainless steel
Valve sealing rings:	Graphite and stainless steel
Handwheel:	Ductile iron

## Weight

6-1/2 lb (2.9 kg)

## How to Order

Model	Connection	Type of Connection Inlet/Outlet	Flow Direction	Trap Type
TVS 4000	1/2" 3/4"	NPT SW BSPT Flanged*	R = Right to Left L = Left to Right	Inverted Bucket Disc Thermostatic wafer Bimetallic Float and Thermostatic

\*Consult factory.

U.S. Patent 6,467,503

## Features

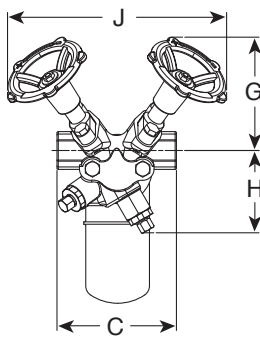
- **Reduced costs.** TVS saves on these fronts: reduced leak points, installation and maintenance time.
- **A full range of features.** TVS has test and strainer blowdown valves. When installed with Armstrong Model 2011 and 2022 steam traps, it will also accommodate the Armstrong pop drain as well as TrapAlert™ and SteamEye®—remote steam trap monitoring and testing devices.
- **Reduced design time.** Permits combining products with exact face-to-face dimensions.
- **Three-year guarantee.** The TVS 4000 is guaranteed for three years.
- **Easy, in-line reparability with maximum safety.** TVS allows isolation at point of service with upstream/downstream depressurization.
- **Installation versatility.** The connector design makes the TVS adaptable to any manufacturer's 2-bolt steam trap and piping configuration.
- **Simplified trap testing.** TVS enhances your capability to check trap operation and offers a built-in method to block and bleed traps.



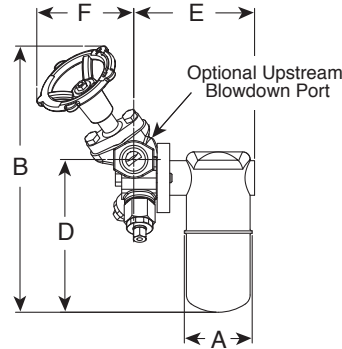
# TVS 4000 Series Stainless Steel Trap Valve Station

For Pressures to 650 psig (45 bar)...Capacities to 1,300 lb/hr (590 kg/hr) (Using 2000 Series Inverted Bucket Steam Traps)

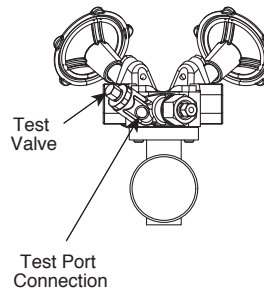
Steam Trapping and Steam Tracing Equipment



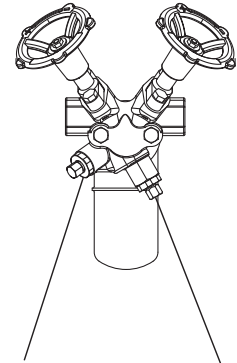
**Model TVS 4000 With 2000 Series SS Trap**  
Front View



**Model TVS 4000 With 2000 Series SS Trap**  
Side View



**Model TVS 4000 With 2000 Series SS Trap**  
Bottom View



**Test Valve**  
Used to test and evaluate trap operation

**Strainer Blowdown Valve**

Same principle. Different package with two piston-style isolation valves, test valve and integral stainless steel strainer with blowdown valve. Now the energy-saving performance and reliability of the inverted bucket steam trap are available in a versatile new package. You'll still enjoy all the familiar benefits. And the same efficient condensate drainage from virtually every kind of steam-using equipment. What you'll find new are all the benefits of a piston valve integrated into the same space-saving package.

## Materials—TVS 4000 Connector

Connector:	ASTM A351 Gr. CF8M
Strainer screen:	Stainless steel
Screen retainer:	Stainless steel
Gasket:	Stainless steel
Retainer unit:	Stainless steel
Test valve:	Stainless steel
Blowdown valve:	Stainless steel

## Isolation Valve Components

Handwheel:	Ductile iron
Nut:	Stainless steel
Stem, washers:	Stainless steel
Bonnet:	ASTM A351 Gr. CF8M
Bonnet, bolts:	DIN 933, Gr. 8.8 per DIN 267
Valve plug:	Stainless steel
Disc springs:	Stainless steel
Valve sealing rings:	Graphite and stainless steel
Lantern bushing:	Stainless steel
Valve washers:	Stainless steel

## Materials—Series 2000 Traps

Body:	ASTM A240 Gr. 304L
Internals:	All stainless steel—304
Valve and seat:	Hardened chrome steel—17-4PH

For a fully detailed certified drawing, refer to CD #1232.

TVS 4000 Series With 2000 Series Inverted Bucket Steam Trap						
Model No.	2010		2011		2022	
	in	mm	in	mm	in	mm
Pipe Connections	1/2, 3/4	15, 20	1/2, 3/4	15, 20	1/2, 3/4	15, 20
"A" Trap Diameter	2-11/16	68	2-11/16	68	3-7/8	98
"B" Height (Valve Open)	8	203	10-1/2	268	12-1/2	318
"C" Face to Face	4-3/4	120	4-3/4	120	4-3/4	120
"D" Connection $\varnothing$ to Bottom	4-3/4	120	6	154	8	203
"E" Connection $\varnothing$ to Outside of Trap	4-1/2	114	4-13/16	122	5-7/8	149
"F" Connection $\varnothing$ to Front of Handwheel (Valve Open)	3-1/2	89	3-7/8	98	3-7/8	98
"G" Connection $\varnothing$ to Top of Handwheel (Valve Open)	3-1/4	83	4-1/2	114	4-1/2	114
"H" Connection $\varnothing$ to Bottom of Connector	1-7/8	47	3-1/4	83	3-1/4	83
"J" Width Across Handwheels (Valve Open)	9-1/4	235	8-3/4	222	8-3/4	222
Test Port Connection	1/4 NPT	6	1/4 NPT	6	1/4 NPT	6
Weight lb (kg)	9	4	9-1/2	4.3	12	5.4
Maximum Operating Pressure (Trap)	200 psi (14 bar)		400 psi (28 bar)		650 psig (45 bar)	
Maximum Allowable Pressure (Trap)	400 psi (28 bar) @ 750°F (399°C)				650 psig @ 600°F (45 bar @ 315°C)	

U.S. Patent 6,467,503

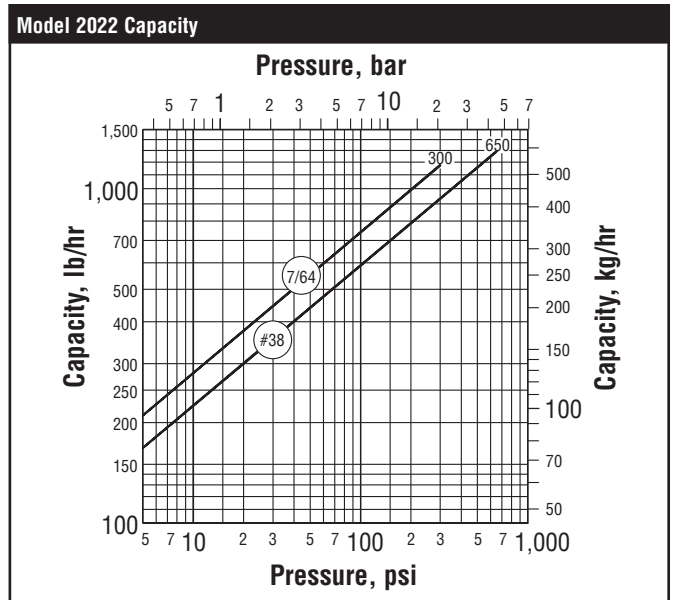
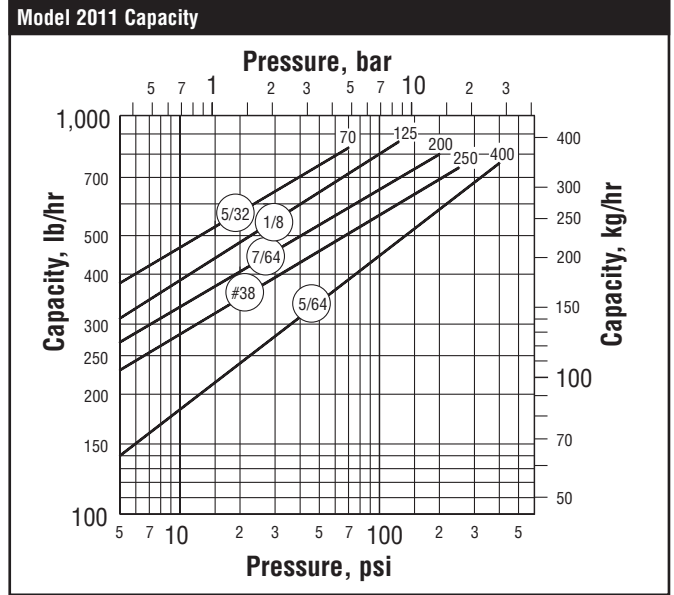
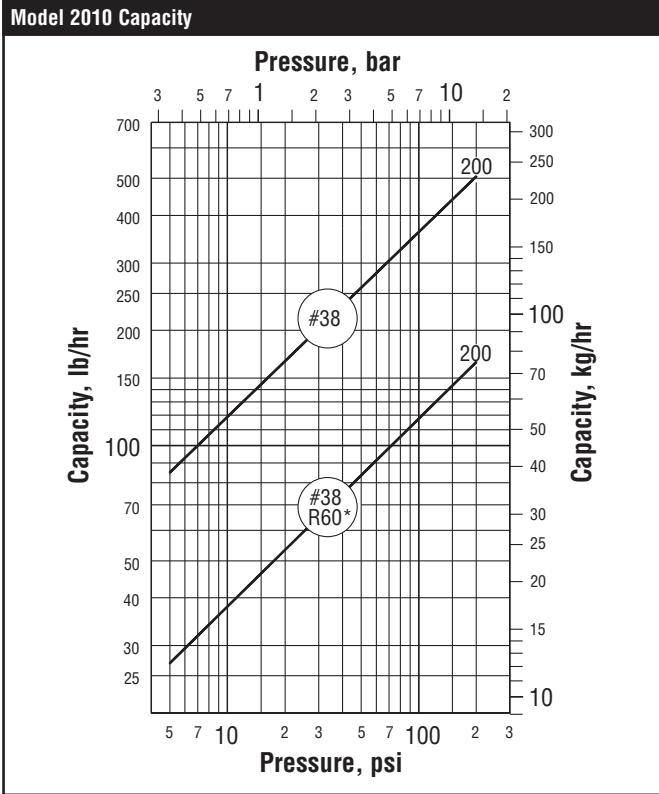
*All dimensions and weights are approximate. Use certified print for exact dimensions. Design and materials are subject to change without notice.*

# TVS 4000 Series Stainless Steel Trap Valve Station

For Pressures to 650 psig (45 bar)...Capacities to 1,300 lb/hr (590 kg/hr) (Using 2000 Series Inverted Bucket Steam Traps)



Steam Trapping and  
Steam Tracing Equipment



\*NOTE: Because the orifice is located at the top, inverted bucket steam traps handle dirt and scale better than other types of traps. However, in applications where extremely dirty conditions exist, care should be exercised in the use of all types of restricted-orifice, reduced-capacity traps.

## Options

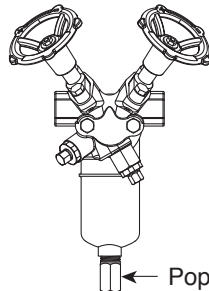
### Insu-Pak<sup>®</sup>

Now you can insulate the in-line traps in your plant without complicating regular trap maintenance. Insu-Pak, a simple reusable insulation package, cuts the time and cost of in-field installation because it goes on in a snap. And it comes off just as easily. The Insu-Pak can prevent trap freeze-up when used with a properly designed condensate manifold. Designed for use with Model 2010 and Model 2011 traps.



### Pop Drain

Simple but effective against freeze-up. Properly installed and maintained at low points in your system, the simple, pressure-actuated pop drain opens for condensate drainage at 5 psig (0.35 bar) for Models 2011 and 2022.



← Pop Drain

**Probe Connections** are available for trap monitoring on Models 2011 and 2022.

## How to Order

Model	Connection	Type of Connection Inlet/Outlet	Flow Direction	Trap Type
TVS 4000	1/2" 3/4"	NPT SW BSPT Flanged*	R = Right to Left L = Left to Right	Inverted Bucket Disc Thermostatic wafer Bimetallic Float and Thermostatic

\*Consult factory.

U.S. Patent 6,467,503